



LAMP Product Launch

LX

Outdoor Commercial solutions





LX

户外商显

Applications: Shopping center, public areas, comprehensive infrastructure, airport, applicable to various applications

Outdoor Commercial solutions

P3.9X/4.8X/5.9X



Aluminum profile contributes to an amazing flatness with multiple sizes optional:

500X500mm / 500X1000mm

500X750mm / 250 X1000mm

250X750mm




Slim cabinet

Aluminum profile cabinet, slim (90mm), 32kg/sqm on outdoor version, wall-mounted installation is recommended


Outdoor aluminum profile provides good flatness

Calibration data storage (optional)


Flash memory on modules provides possibility of data saving and increases the liability of screen operation



Module upgrade




- Regular module: 500x250mm
- Module size optional: 250x250mm(only matches 250X750/1000mm cabinet)(module with four locks), easy for maintenance
- Two handles design on modules, easy on amounting and dismounting modules
- Modules with eight locks to ensure the flatness
- Corner module design with size of 50x250mm, front and back access by two locks, ensure the smooth assembly of the joint gaps



Connector connections

All power and signal connection adopts connector plugging system, increasing the stability of the screen transmission



Module connects to HUB directly, faster, safer and more stable




Waterproof module

Full-sealed module
waterproof design, extremely
reducing the risk of intaking
water, protect the internal
circuits in any case

Smooth round corner



Corner assembly with perfect gap control and flatness



Front maintenance

Using hexagon wrench to take off the modules by unlocking eight locks on regular modules or corner module with 2 locks on top and bottom position


Tools to take off the module
take off the front cover on cabinet



Back maintenance


Using hexagon wrench to take off the modules by unlocking eight locks on regular modules or corner module with 2 locks on top and bottom position

Three buckles on back cover needs to be released to access the internal items inside the control box. Disconnect the connectors between PSU and board will allow you to maintain PSU effectively, remove the screws on cards and hub board will allow you to take off them easily either



Fast installation

Fast locks on cabinets,
swift maintenance on modules too



THANKS

Tel : +86 - 755 - 27653939

Fax : +86 - 755 - 27653206

E-mail : obu@szlamp.net

Add : 6 Lanjing North Road, Pingshan District, Shenzhen 518118 China

<http://www.szlamp.net>



Website



LinkedIn



Facebook



YouTube