

Audio Matrix Controller  
**PX-6216**



# Audio Matrix Controller

## PX-6216



The PX-6216 is the heart of the system 6000. DSP based 16 x 8 digital audio matrix is PC configured, controlled and monitored. The PX-6216 is PC controlled via Inter-M's MS-6800 custom system control software.

- **16\*8 AUDIO MATRIX**

- 8 channel output matrix over various audio input. (BGM 10CH, EM 1CH, TIMER 1CH, RM 4CH)

- **PC CONTROL**

- PC-based remote and real-time control (monitoring, operating, fault diagnosis) with DIB-6000 interface.

- **HIGH QUALITY AUDIO**

- Designed to provide professional quality audio and intelligibility with CD quality performance (S/N 85dB, THD 0.01%).

- **BROADCAST CONTROL DEPENDING ON PRIORITIES**

- It switches to remote or emergency broadcasting due to priorities of emergency signals. (EM > Timer > Remote Mic)

- **REMOTE MIC CONNECTION**

- 4 remote mic port is available and can be expanded up to 32 units of Remote Mic by using RME-6108. (remote mic expansion unit)

- **DATA TRANSMISSION USING CAT5 CABLE**

- The use of standard category 5e cables terminated with RJ45 connectors permits easy interconnectivity between the various system components. This simplifies and speeds up system installation.

- **VARIOUS TYPE OF BGM INPUT**

- Connection of BGM sources is possible via the 2 XLR combo jack channels, the 6 XLR channels, and 2 RCA jacks.

- **CONDENSING MIC COMPARABLE**

- 24V PHANTOM POWER for condensing mic over channel 1 and channel 2.

- **DSP AUDIO MATRIX**

- MIC/LINE Inputs with 7 Band EQ , Mute Control, Input/output volume control and mixing.

- **MEMORY/SAVE A SET UP FILE**

- The system set-up files will be saved in internal PC memory to allow normal operation in event of PC error.

- **PRE-SET CONTROL**

- System settings are stored in internal memory. Stored file can be restored should setup file of operation program is deleted or changed The stored file can be operated even if the control PC is offline using memory presets.

- **SOURCE PROGRAM MANAGEMENT AND REMOTE CONTROL SUPPORT**

- 4 RS-232 interface port is used to control remotely Inter-M source devices (CD/TUNER/voice file) in Windows program.

## FRONT/REAR PANEL



**1** PRESET MEMORY BUTTON AND INDICATOR

**2** POWER INDICATOR



**1** BGM INPUT TERMINAL

**2** EMERGENCY AUDIO INPUT TERMINAL

**3** TIMER AUDIO INPUT TERMINAL

**4** REMOTE MIC COMMUNICATION TERMINAL

**5** AUDIO OUTPUT TERMINAL

**6** EMERGENCY PANEL (EP) CONNECTION TERMINAL

**7** RS-232 SOURCE UNIT CONTROL TERMINAL

**8** DATA LINK IN/OUT TERMINAL

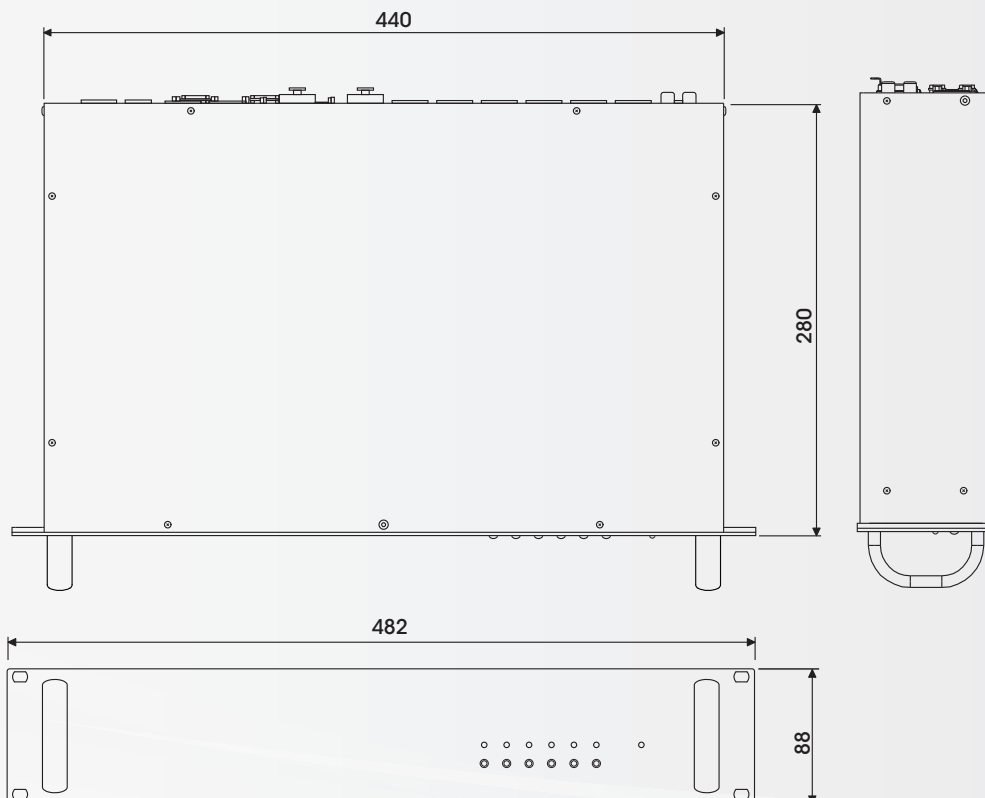
**9** POWER INPUT TERMINAL

# SPECIFICATIONS

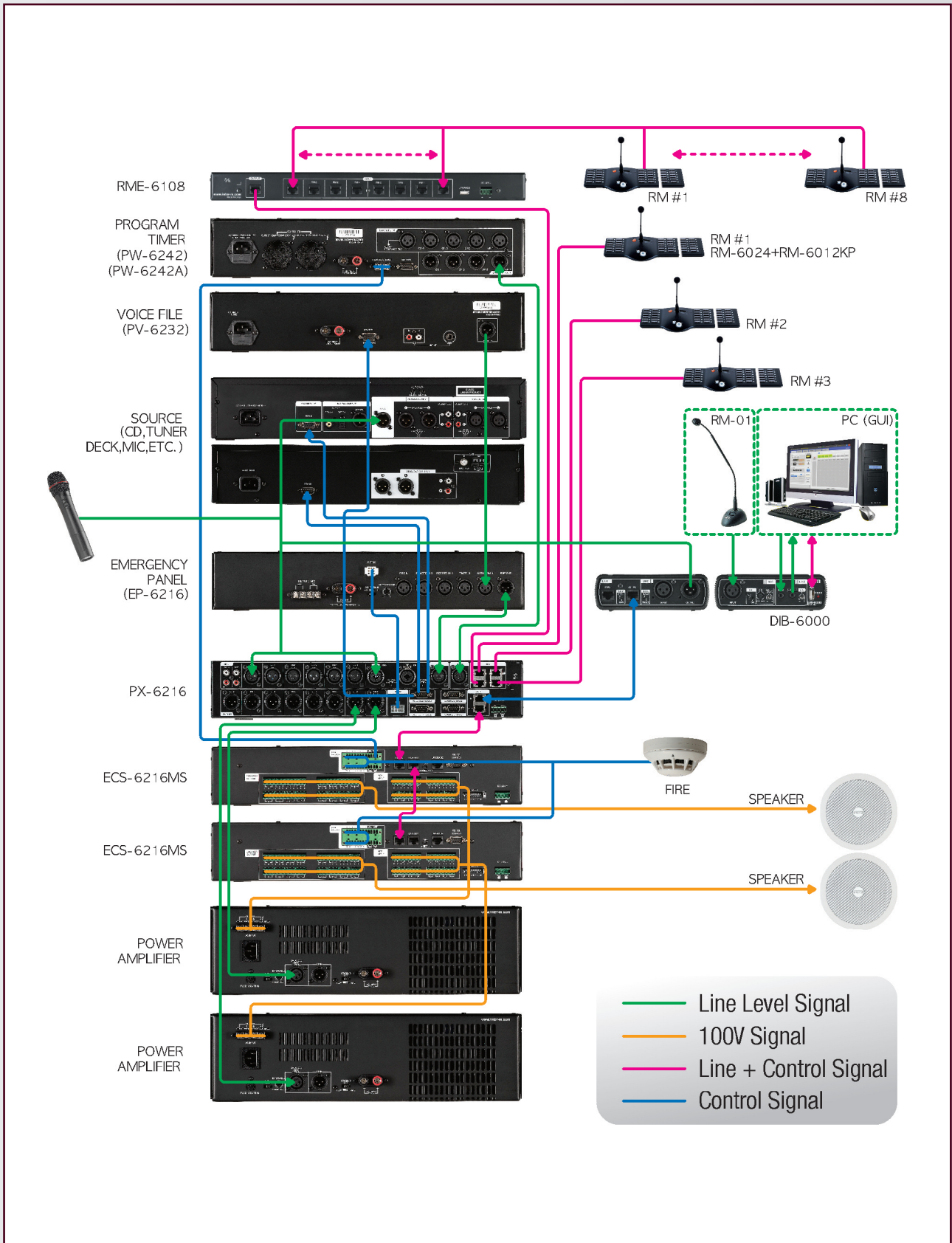
		PX-6216
Rated Output		0dBV (Balanced)
Input Sensitivity	EM, TIMER, RM	-10dBV/20kΩ (Balanced)
	BGM 1~8 LINE	-10dBV/3kΩ (Balanced)
	BGM 1~8 MIC	-50dBV/3kΩ (Balanced)
	BGM 9,10 LINE	-10dBV/20kΩ (Unalanced)
Frequency Response	±3dB	20Hz~20KHz
Total Harmonic	LINE	Less than 0.01%
	MIC	Less than 0.10%
Signal to Noise Ratio (A-weight Filter)	LINE	Better than 85dB
Maximum S/N	LINE (+8dBV Input)	Better than 100dB
Phantom MIC Power	BGM 1,2	DC 24V
Priority		EM>TIMER>RM1>RM2>RM3>RM4>BGM
Communication Interface	LINK IN/OUT	RS-485 (Max. Distance 1km)
	RM	RS-422 (Max. Distance 1km)
	SOURCE	RS-232 (Max. Distance 12m)
Operation Temperature		-10°C ~ +40°C / 14°F ~ 104°F
Power Source		DC 24V, 900mA
Weight (SET)		4.3kg/9.5lbs
Dimensions (SET)		482(W) x 88(H) x 280(D)mm//19(W)x3.5(H)x11(D)in

※ Specifications and design are subject to change without notice.

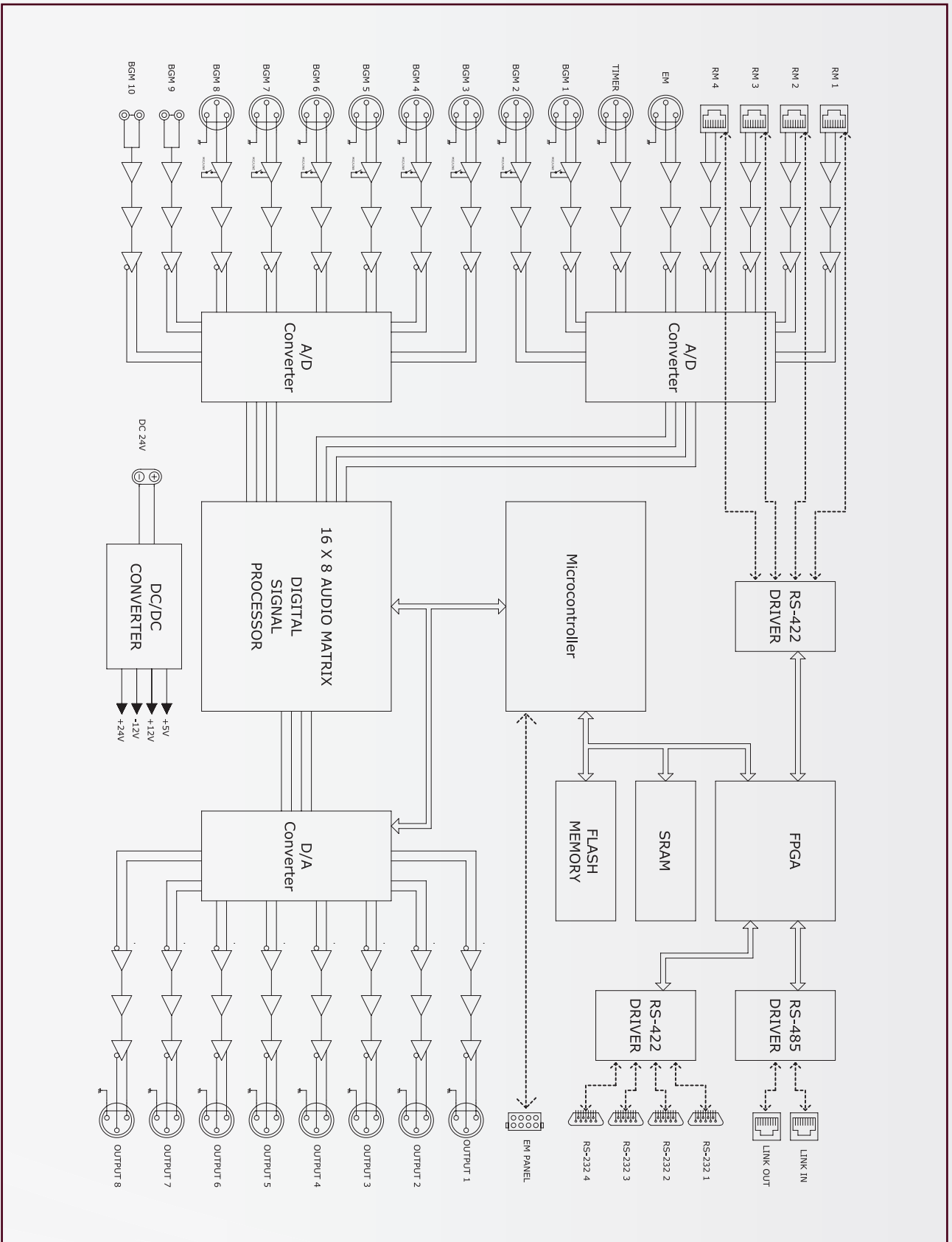
## ※ DIMENSIONS



# APPLICATIONS



# BLOCK DIAGRAM



## NOTE

---

---

---



**Inter-M Corp. (IMK)**

719, Dobong-ro, Dobong-gu, Seoul, Korea  
Overseas Sales Team

Tel\_ +82-2-2289-8141~7 Fax\_ +82-2-2289-8149 E-mail\_ overseas@inter-m.com

[www.inter-m.com](http://www.inter-m.com)